
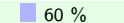
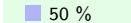


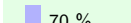

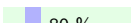



1 Evaluation Report

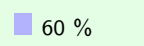

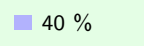



In the following report, you will gain a short overview over the results from the evaluation of course '**Küstendynamik / Coastal Dynamics**' given by **Prof. Dr. Hugues Lantuit**. For the survey, the **standard SET.UP questionnaire** was used. The lecturer was able to alter the questionnaire regarding his/her learning methods and aims in advance. The short evaluation report only contains some of the aspects, which have been defined by the Zentrum für Qualitätsentwicklung in Lehre und Studium. 10 students have participated in the survey. That means the evaluation of the results is based on **10 student opinions**.

2 Overall Assessment

	very high (1)	rather high (2)	partly high, partly low (3)	rather low (4)	very low (5)	Amnt.	Avg.
My knowledge increase is ...	 40 %	 60 %	—	—	—	10	1.6
	increased significantly (1)	rather increased (2)	remained constant (3)	rather decreased (4)	decreased significantly (5)	Amnt.	Avg.
My motivation to study this subject, has ...	 50 %	 40 %	 10 %	—	—	10	1.6
	totally satisfied (1)	rather satisfied (2)	partly satisfied, partly dissatisfied (3)	rather dissatisfied (4)	totally dissatisfied (5)	Amnt.	Avg.
With the style of my lecturer's teaching (regardless of the content), I am ...	 70 %	 30 %	—	—	—	10	1.3
	very good (1)	rather good (2)	partly good, partly poor (3)	rather poor (4)	very poor (5)	Amnt.	Avg.
Altogether, I think this course is ...	 80 %	 20 %	—	—	—	10	1.2

3 Statements about Teaching Quality and Support

	fully applies					does not apply at all	
The lecturer ...	(1)	2 (2)	3 (3)	4 (4)	(5)	Amnt.	Avg.
provided clear learning objectives.	<div><div></div>60 %</div>	<div><div></div>30 %</div>	<div><div></div>10 %</div>	—	—	10	1.5
structured the entire course well.	<div><div></div>70 %</div>	<div><div></div>30 %</div>	—	—	—	10	1.3
explained new terms and concepts in a precise manner.	<div><div></div>80 %</div>	<div><div></div>20 %</div>	—	—	—	10	1.2
gave illustrative examples that supported the comprehension of the course content.	<div><div></div>100 %</div>	—	—	—	—	10	1.0
gave helpful advice to tackle difficulties with comprehension.	<div><div></div>60 %</div>	<div><div></div>30 %</div>	—	<div><div></div>10 %</div>	—	10	1.6

The lecturer ...	fully applies				does not apply at all		Amnt.	Avg.
	(1)	2 (2)	3 (3)	4 (4)	(5)	not used		
was easily reachable for questions and concerns.	 60 %	 40 %	—	—	—	—	10	1.4
took sufficient time for the individual concerns of the students.	 40 %	 20 %	—	 10 %	—	 30 %	10	1.7

4 Statements about Online Teaching

	do not					Amnt.	Avg.
	fully agree	2 (2)	3 (3)	4 (4)	agree at all		
	(1)				(5)		
I have the technical knowledge to follow the course online.	<div><div></div>90 %</div>	<div><div></div>10 %</div>	—	—	—	10	1.1
I have the technical equipment to follow the course online.	<div><div></div>90 %</div>	—	<div><div></div>10 %</div>	—	—	10	1.2
My internet connection is stable enough to follow the course online.	<div><div></div>30 %</div>	<div><div></div>40 %</div>	<div><div></div>20 %</div>	<div><div></div>10 %</div>	—	10	2.1
Overall, I manage well with the online teaching of the course.	<div><div></div>60 %</div>	<div><div></div>40 %</div>	—	—	—	10	1.4

5 Statements about the Learning Atmosphere

In the context of the lecture, ...	always (1)	2 (2)	3 (3)	4 (4)	never (5)	Amnt.	Avg.
course participants interacted respectfully with each other.	100 %	—	—	—	—	10	1.0
sufficient opportunities for the exchange with other students were offered.	30 %	40 %	20 %	10 %	—	10	2.1
I actively participated (questions, comments, discussions).	40 %	10 %	30 %	10 %	10 %	10	2.4

6 Statements about the Learning Material

Question text: How helpful were the following materials for your understanding of the course contents?

	very helpful (1)	2 (2)	3 (3)	4 (4)	not helpful at all (5)	no provision	Amnt.	Avg.
the media used for presenting the course content	80 %	10 %	10 %	—	—	—	10	1.3
the assignments/exercises provided	30 %	50 %	10 %	—	—	10 %	10	1.8
the scripts/texts provided	40 %	30 %	20 %	—	—	10 %	10	1.8
the recommended literature	20 %	50 %	30 %	—	—	—	10	2.1

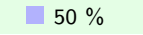



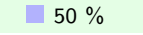

7 Competencies

7.1 Professional Knowledge


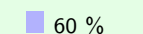

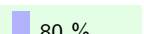

	fully applies	2	3	4	does not apply at all	Amnt.	Avg.
I am able to give an overview of the course content.	40 %	60 %	—	—	—	10	1.6
I now feel able to tackle a typical problem within this course's field.	50 %	40 %	10 %	—	—	10	1.6
I am able to depict complex course matters.	10 %	80 %	10 %	—	—	10	2.0

7.2 Methodical Expertise

Question text: Because of this course,...

	fully applies (1)	2 (2)	3 (3)	4 (4)	does not apply at all (5)	Amnt.	Avg.
I am able to better organise my work.	—	 50 %	 40 %	—	 10 %	10	2.7
I improved my techniques.	 40 %	 50 %	 10 %	—	—	10	1.7

7.3 Interest in the Subject

	fully applies (1)	2 (2)	3 (3)	4 (4)	does not apply at all (5)	Amnt.	Avg.
I enjoy solving the assignments given to me in this course.	 20 %	 60 %	 20 %	—	—	10	2.0
In this course, I have learned things that excite me.	 80 %	 20 %	—	—	—	10	1.2